

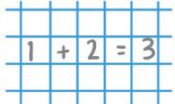
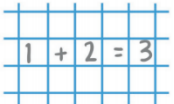




Week 4	WB 2/2/21	Day Monday		Class	Chesterfield
Session 1	Session 2	Session 3	Session 3	Session 4	Session 5
Funky fingers	Read Write Inc	Maths nursery	Maths reception	Learning projects	Play based learning
					
<u>Suggested time:</u> 10 minutes	<u>Suggested time:</u> 30 minutes	<u>Suggested time:</u> 30 minutes	<u>Suggested time:</u> 30 minutes	<u>Suggested time:</u> 30 minutes	<u>Suggested time:</u> 1 hour
Our learning goal is to exercise our fingers and improve our co-ordination skills.	Our learning goal is to say, read and write the sound th.	Our learning goal is to Join in with reciting numbers using song.	Our learning goal is to understand how we can double a number and find out the answer. To also look closely at any patterns.	Our learning goal is to remember and retain information about the different people that look after us.	Our learning goal is to initiate our own play choices with of preferences of what we enjoy.
Dough disco – Please use the play dough supplied in your learning packs to join in with the video. https://m.youtube.com/watch?v=i-IfzeG1aC4 Post your videos on Dojo! 😊	Read write inc – set 1 – sound th – Join in with Rosie to learn how to say, read and write the sound th. Please refer to the speed sounds lesson. https://m.youtube.com/watch?v=8eMiPE2A6Bg The reading lesson.	Number blocks – Watch the video – series 3 – episode 20: The wrong number Follow the link – https://www.bbc.co.uk/iplayer/episode/b0bp2yc2/numberblocks-series-3-the-wrong-number Nursery: Can you sing some nursery rhymes together that involve numbers 1,2,3,4,5 once I caught	Number blocks – Watch the video – series 3 – episode 20: The wrong number Follow the link – https://www.bbc.co.uk/iplayer/episode/b0bp2yc2/numberblocks-series-3-the-wrong-number Reception: Complete both sides of the doubles sheet included in your learning pack.	People who help us – Tune into a presentation video from Miss Cason Kenyon – Recapping our learning from last week on the topic of the people that help us. Can you have a discussion about all the people that help you? Who would you like to help?	People who help us – Play to your heart's content with whatever makes you happy!!!!

	https://m.youtube.com/watch?v=80Okq2uSQic And the spelling lesson. https://m.youtube.com/watch?v=lvPD67sgIZo	https://www.bing.com/videos/search?q=12345+once+i+caught+a+fish+alive&view=detail&mid=AD688DF8B8D2763F3545AD688DF8B8D2763F3545&FORM=VIRE			
Expected outcome Complete the video using the link given, using and the play dough supplied.	Expected outcome Complete the video, practise saying, reading, and writing the sound th.	Expected outcome Complete the numberblocks video and join in with song to recite numbers in order. You may want to record this!	Expected outcome Complete the numberblocks video and complete the doubles worksheet.	Expected outcome Complete the task and record the different challenges you complete in a scrapbook format. Please upload all of your photos and videos! We really love to receive them!	Expected outcome To have fun and free choice!!



Our learning this half term is people who look after me.

Weekly learning challenges	Play based learning
Learn the songs – 10 little monkeys and Miss Polly had a dolly. Saying thank you! – Design a thank you card to someone you feel has helped you.	Phonics play , there are some excellent free games on here to promote the reading of sounds, segmenting and blending words - https://www.phonicsplay.co.uk

Being kind – Talk about how you feel today and why – Do something kind for someone.

Crossing the road – Discuss how we cross a road safely and who helps us to do this.

Emergency vehicles – Internet search with an adult and see how many different emergency you can find, can you describe what they look like?

Skills developed-

- Turn taking
- Speaking and listening
- Fine motor skills
- Problem solving
- Co – operation
- Mark making
- Independent writing

Job mixer, see if you can guess the role of the person by the clues to their uniform.

<https://learnenglishkids.britishcouncil.org/games/job-mixer>

Play dough – Find out all the different things you can make with your play dough! E.g biscuits, -spaghetti, sausages etc.

Active play – Set up an obstacle course in your garden with different activities see if you can time how long it takes you to complete the whole circuit.



Reading, speaking and listening



Enjoy looking at some **e books on the oxford owl** website, discuss and ask your child questions to test comprehension:

<https://www.oxfordowl.co.uk/login?active-tab=students> Click on the student's tab and enter the username and password details below.

Username: cfield

Password: 12345



Well being



Mindfulness activities -

Try some mindful breathing, to relieve anxiety and stress, follow the link - <https://www.teachstarter.com/gb/blog/classroom-mindfulness-activities-for-children-gb/>

Here are some **emotions activities** to support emotional well-being and understanding our feelings, please follow the link below –

Creating stories from pictures this is a brilliant speaking and listening exercise, the site is called once upon a picture....

<https://www.onceuponapicture.co.uk/>

<https://pbskids.org/daniel/games/guess-the-feeling/>

http://www.autismgames.com.au/game_memotion.html