

Subject:
Art and Design
Cycle: A




Creating with Materials

Safely use and explore a variety of materials, tools and techniques, experimenting with colour, design, texture, form and function. Share their creations, explaining the process they have used. Make use of props and materials when role playing characters in narratives and stories.

The Natural World

Explore the natural world around them, making observations and drawing pictures of animals and plants;



Drawing

Portraits of inspirational people focus on shading, tone, light/dark. Explore different pencil types. Create a self portrait.



Textiles

Scenes from the Bayeux Tapestry story related to the class text. Add on to their work to create texture, shape Use more than one type of stitch. Use sewing to add detail to a piece of work. Add texture to a piece of work.

Painting

Brush strokes, mood, colours. Mix and match, tints and tones. Explore colour. Great Fire of London painting.




Collage

Linked to personal history. A montage/ collection of collage materials to depict something special to the children. Cutting, tearing, gathering and sorting.



Collage

Roman mosaic paper vs ceramic. Cutting and overlapping. Experimenting with colours combining visual and tactile qualities.



Year 5/6

Drawing

Organise line, tone, shape and colour to represent forms. Show reflections. Explain why they have chosen specific materials to draw with. Facial expressions and body language. Link to portraits and famous explorers.

Painting

Hieroglyphics - explore all the ancient methods. Create a range of moods using a wide range of techniques in their work. Explain why they have chosen specific painting techniques.

Printing

Tshirt printing with a number of colours. Create an accurate print design. Print onto different materials. Promote a positive environmental message linked to Fairtrade/ RRR

Drawing

Identify and draw simple objects to produce texture. Use shading to create mood and feeling. Organise line, tone, shape and colour to represent figures and forms in movement. Explain why they have chosen specific materials to draw with.

Subject:

Art and Design

Cycle: B




Creating with Materials

Safely use and explore a variety of materials, tools and techniques, experimenting with colour, design, texture, form and function. Share their creations, explaining the process they have used. Make use of props and materials when role playing characters in narratives and stories.


The Natural World

Explore the natural world around them, making observations and drawing pictures of animals and plants;



Drawing

Observational drawings using a viewfinder. Study physical and human features in the locality. Use pastels to add colour.



3D/ textiles

Sculpt clay and other moldable materials. Experiment with and combine materials. Design and make 3D form. Add onto their work to create texture/ shape. Link to Stone Age. Textile Christmas decoration.

3d/ Textiles

Weaving decoration and clay pot for Christmas. Sew a design onto binca. Class patchwork.

Printing

Print with different objects and onto paper/ textiles. Design a printing block and create a repeating pattern. Pressing, rolling, rubbing and stamping

Painting

Predict with accuracy the colours they will mix. Primary and secondary colours on the colour wheel. Create backgrounds using a wash. Range of brushes to create different effects. Create own colours, create mood. Use shading to create mood and feeling.



Collage

Link to Geography and Barcelona. Use ceramic mosaic to produce a piece of art. Combine visual and tactile qualities to express mood and emotion. Justify the materials they have chosen. Combine pattern, tone and shape. *Gaudi*

3D

Mayan tribal mask. Experiment with and combine materials and processes to design and make 3D form. Sculpt clay and other moldable materials.

Painting

Tudor portraits. Create a range of moods inpainting, express their emotion accurately through their painting and sketches. Explain what their own style is.



Printing

Make a printing block and a two colour print. Print at least 4 colours. Print onto different materials. *William Morris*

Drawing

Landscape drawings whilst at Castleton focusing on tone, shade