


# **Subject:** Art and Design **Cycle: A**



**Creating with Materials**  
Safely use and explore a variety of materials, tools and techniques, experimenting with colour, design, texture, form and function. Share their creations, explaining the process they have used. Make use of props and materials when role playing characters in narratives and stories.

**The Natural World**  
Explore the natural world around them, making observations and drawing pictures of animals and plants;



**Drawing: Growing Artists**  
Using botanical drawings and scientific plant studies as inspiration, pupils explore the techniques of artists such as Georgia O'Keefe and Maud Purdy to draw natural forms, becoming aware of differences in the choice of drawing medium, scale and the way tonal shading can help create form.



## **Sculpture and 3D: Abstract, Shape and Space**

Exploring how shapes and negative spaces can be represented by three dimensional forms. Manipulating a range of materials, children learn ways to join and create free-standing structures inspired by the work of Anthony Caro and Ruth Asawa.



**Drawing: Power Prints**  
Using everyday electrical items as a starting point, pupils develop an awareness of composition in drawing and combine media for effect when developing a drawing into a print.

## **Drawing: I need Space**

Developing ideas more independently, pupils consider the purpose of drawings as they investigate how imagery was used in the 'Space race' that began in the 1950's. They combine collage and printmaking to create a piece in their own style.



## **Painting and Mixed Media: Portraits**

Investigating self-portraits by a range of artists, children use photographs of themselves as a starting point for developing their own unique self-portraits in mixed-media.



## **Sculpture and 3D: Paper Play**

Creating simple three dimensional shapes and structures using familiar materials, children develop skills in manipulating paper and card. They fold, roll and scrunch materials to make their own sculpture. There are opportunities to extend learning to make a collaborative sculptural piece based on the art of Louise Bourgeois.

## **Drawing: Make your mark**

Developing observational drawing skills when exploring mark-making. Children use a range of tools, investigating how texture can be created in drawings. They apply their skills to a collaborative piece using music as a stimulus and investigate artists Bridget Riley and Zaria Forman.


## **Drawing: Make my voice heard**

On a journey from the Ancient Maya to modern-day street art, children explore how artists convey a message. They begin to understand how artists use imagery and symbols as well as drawing techniques like expressive mark making, tone and the dramatic light and dark effect called 'chiaroscuro'.






# **Subject:** Art and Design **Cycle: B**



**Creating with Materials**  
Safely use and explore a variety of materials, tools and techniques, experimenting with colour, design, texture, form and function. Share their creations, explaining the process they have used. Make use of props and materials when role playing characters in narratives and stories.

**The Natural World**  
Explore the natural world around them, making observations and drawing pictures of animals and plants;



## **Craft and Design: Map it out**

Responding to a design brief, children create a piece of art that represents their local area using a map as their stimulus. They learn three techniques for working creatively with materials and at the end of the project, evaluate their design ideas, choosing the best to meet the brief.



## **Craft and Design: Ancient Egyptian Scrolls**

Learning about the way colour, scale and pattern influenced ancient Egyptian art, children explore the technique of papermaking to create a papyrus-style scroll. Ideas are extended to create a modern response by designing a 'zine'.

## **Painting and Mixed Media: Colour Splash**

Exploring colour mixing through paint play, children use a range of tools and work on different surfaces. They create paintings inspired by Clarice Cliff and Jasper Johns.

## **Painting and Mixed Media: Life in Colour**

Taking inspiration from the collage work of artist Romare Bearden, children consolidate their knowledge of colour mixing and create textures in paint using different tools. They create their own painted paper in the style of Bearden and use it in a collage, linked to a theme suited to their topic or classwork.

## **Painting and Mixed Media: Light and Dark**

Developing colour mixing skills, using shades and tints to show form and create three dimensions when painting. Pupils learn about composition and plan their own still life to paint, applying chosen techniques.



## **Sculpture and 3D: Making Memories**

Creating a personal memory box using a collection of found objects and hand-sculptured forms, reflecting primary school life with symbolic and personal meaning.



## **Craft and Design: Photo Opportunity**

Exploring photography as a medium for expressing ideas, pupils investigate scale and composition, colour and techniques for adapting finished images. They use digital media to design and create photographic imagery for a specific design brief.



## **Sculpture and 3D: Interactive Installation**

Using inspiration of historical monuments and modern installations, children plan by researching and drawing, a sculpture to fit a design brief. They investigate scale, the display environment and possibilities for viewer interaction with their piece.



## **Craft and Design**

Using flora and fauna of tropical rainforests as a starting point, children develop drawings through experimentation and textile-based techniques to a design a repeating pattern suitable for fabric.